

Learning Upgrade Student Guide

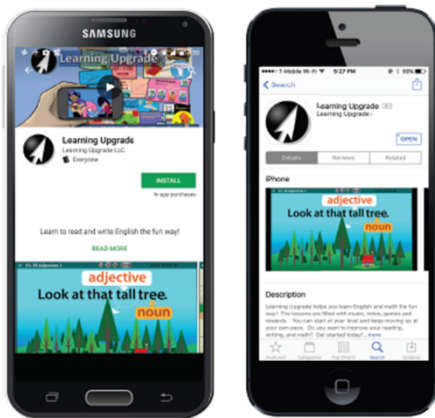
Students have the option to log in to Learning Upgrade by downloading the mobile app or logging in through the internet.

Download the Mobile App to Log In


First, find your App Store.



Search for “**Learning Upgrade**” to download the Learning Upgrade mobile app.



Click **INSTALL** to download the app

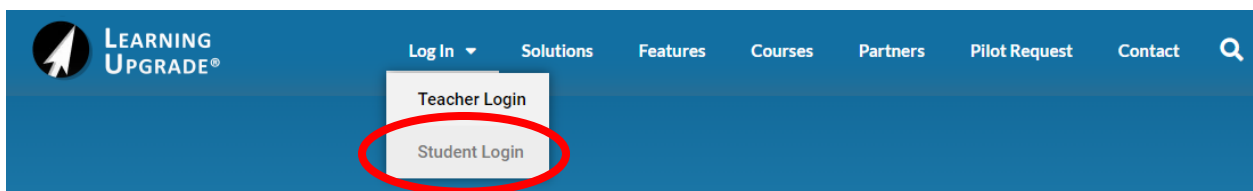


Then **OPEN** to launch the app

Log In Through the Internet

Go to <https://web.learningupgrade.com/> to get started with Learning Upgrade!

Click “**Log In**”, then choose **Student Login**.

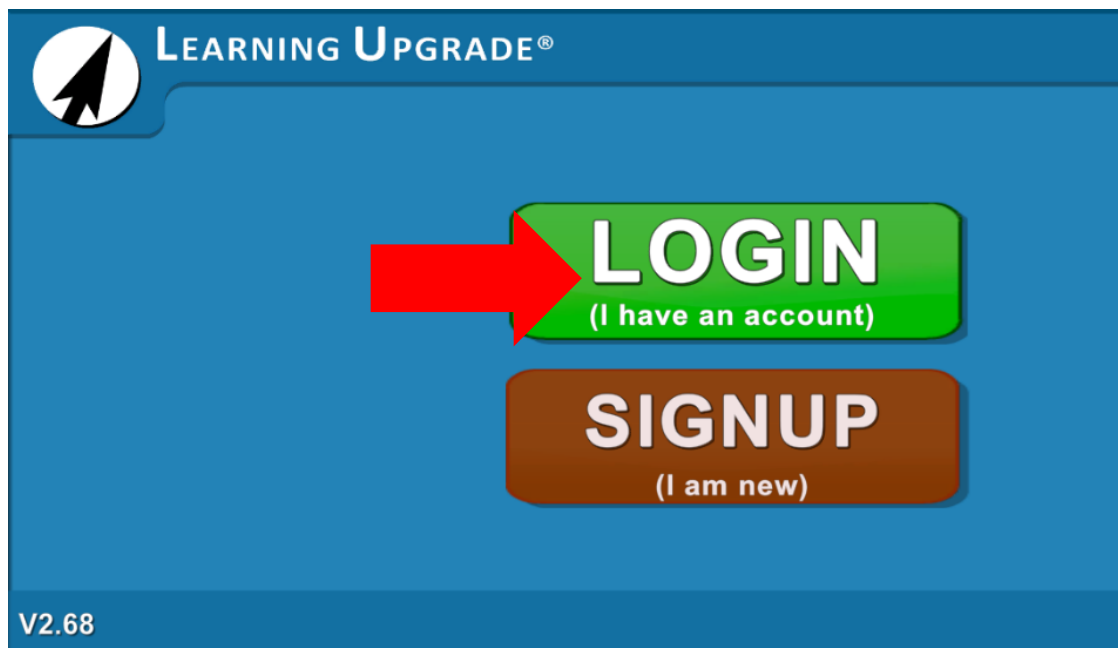


Students have two options for logging into Learning Upgrade:

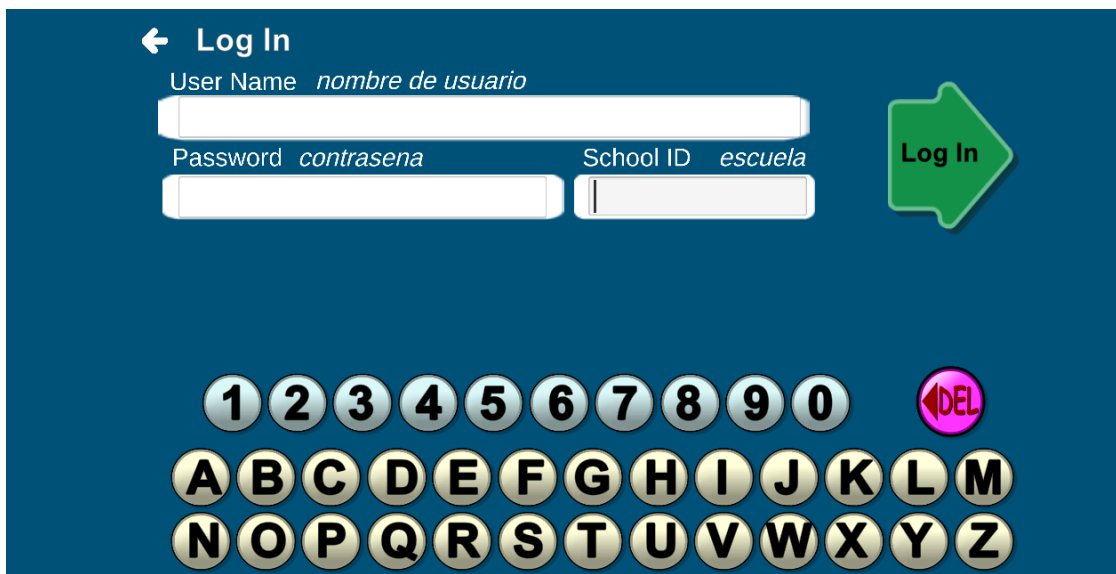
1. Students can be provided a **username, password** and **School ID** by their teacher/organization.
or
2. Students can create their own account using a “**Class Code**” given to them by their teacher/organization.

Username/Password

If your teacher/organization has provided your **username, password** and **School ID**, you can click the green **LOGIN** button to begin.

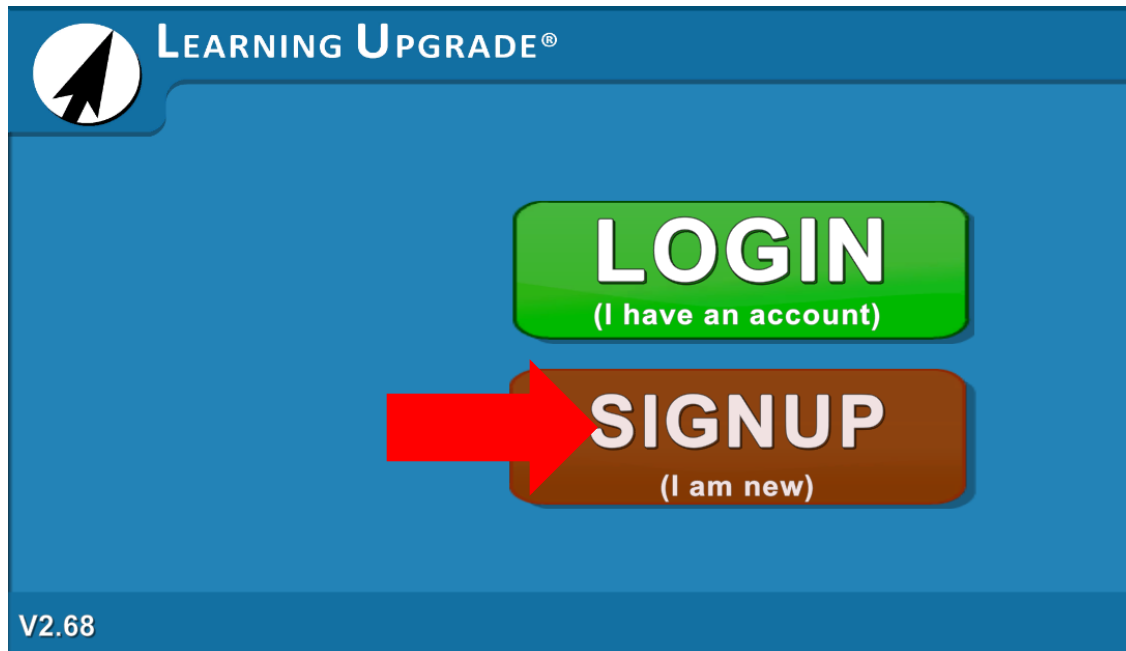


Next, enter the user name, password, and school ID provided to you.

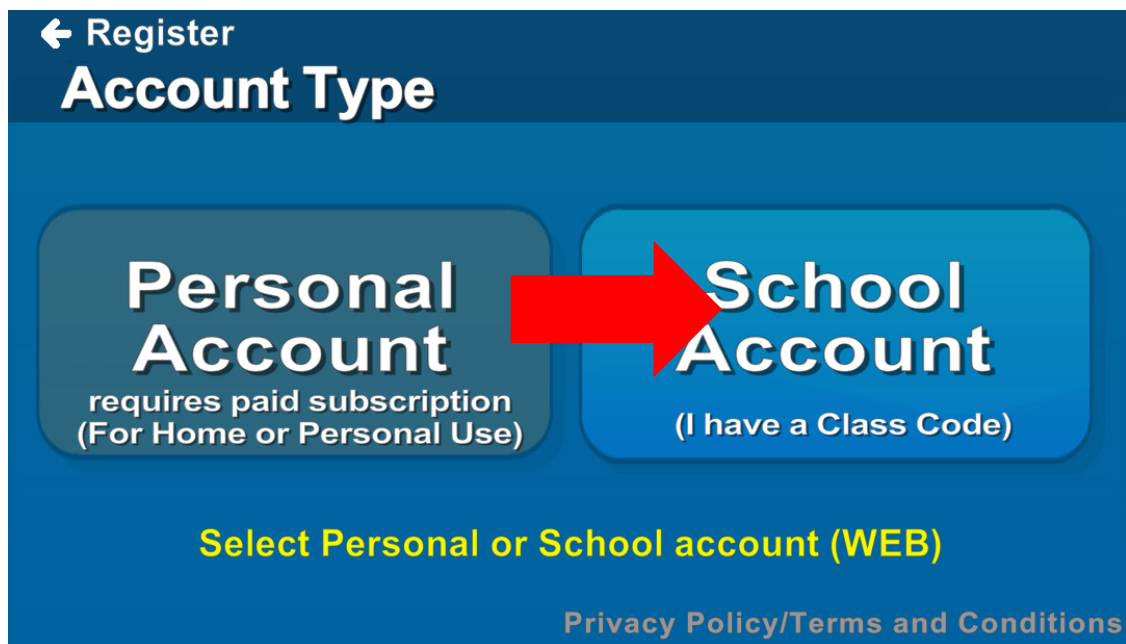
The image shows a login form with a keyboard overlay. At the top left is a back arrow icon followed by the text "Log In". Below this are three input fields: "User Name" with the placeholder text "nombre de usuario", "Password" with the placeholder text "contrasena", and "School ID" with the placeholder text "escuela". To the right of these fields is a green arrow button labeled "Log In". At the bottom of the screen is a keyboard overlay with three rows of buttons: the first row contains numbers 1 through 0 and a pink "DEL" button; the second row contains letters A through M; and the third row contains letters N through Z.

Class Code

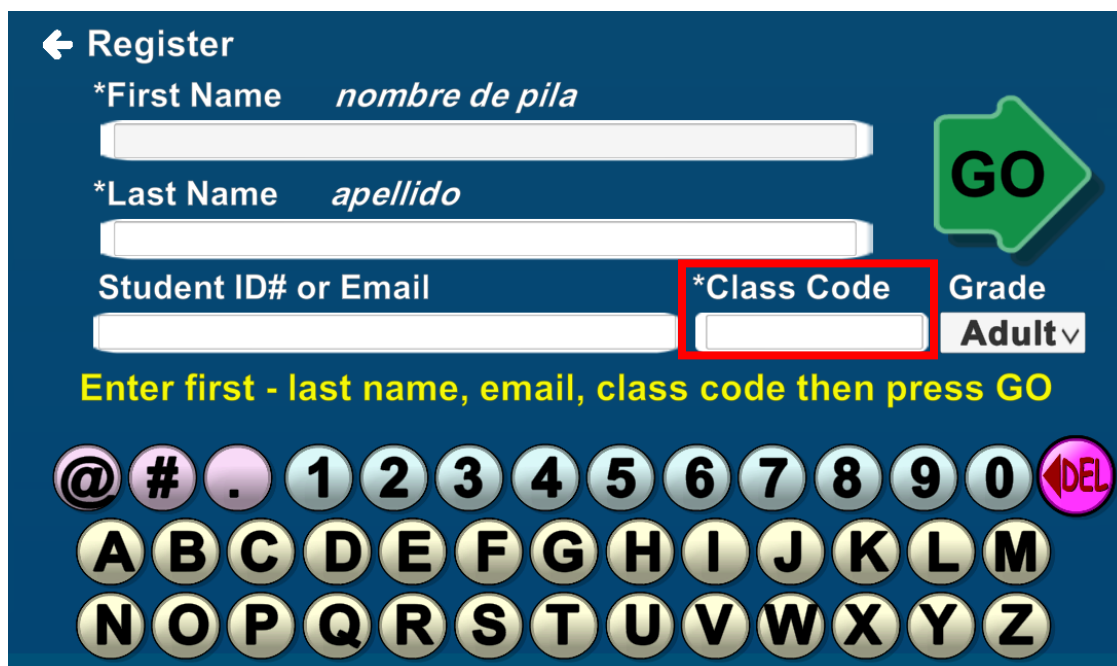
If your teacher/organization has provided a “**Class Code**” to you, click the brown **SIGNUP** button to begin.



Next, choose the “**School Account (I have a Class Code)**” button.



You will need to enter your first name, last name, Student ID or email address *and* the **Class Code** provided to you.



← Register

*First Name *nombre de pila*

*Last Name *apellido*

Student ID# or Email

*Class Code

Grade
Adult ▾

GO

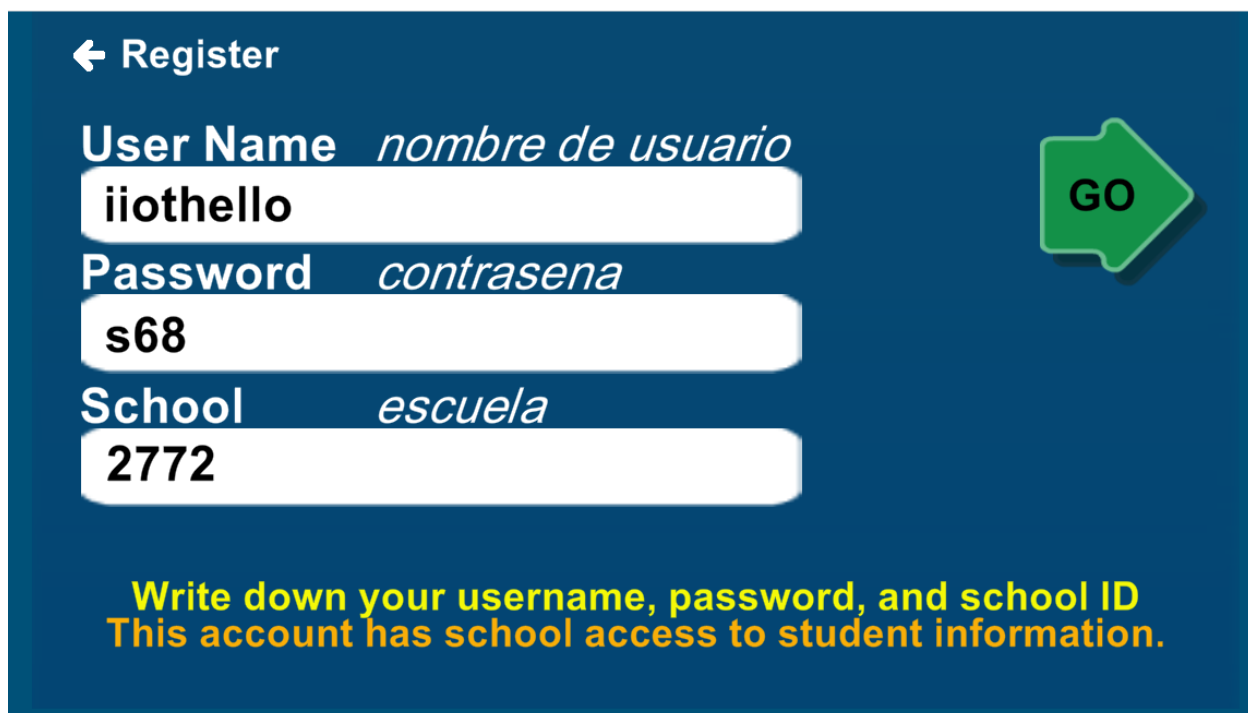
Enter first - last name, email, class code then press GO

@ # . 1 2 3 4 5 6 7 8 9 0 DEL

A B C D E F G H I J K L M

N O P Q R S T U V W X Y Z

This will automatically provide you with a unique username and password and your School ID.



← Register

User Name *nombre de usuario*
iiothello

Password *contrasena*
s68

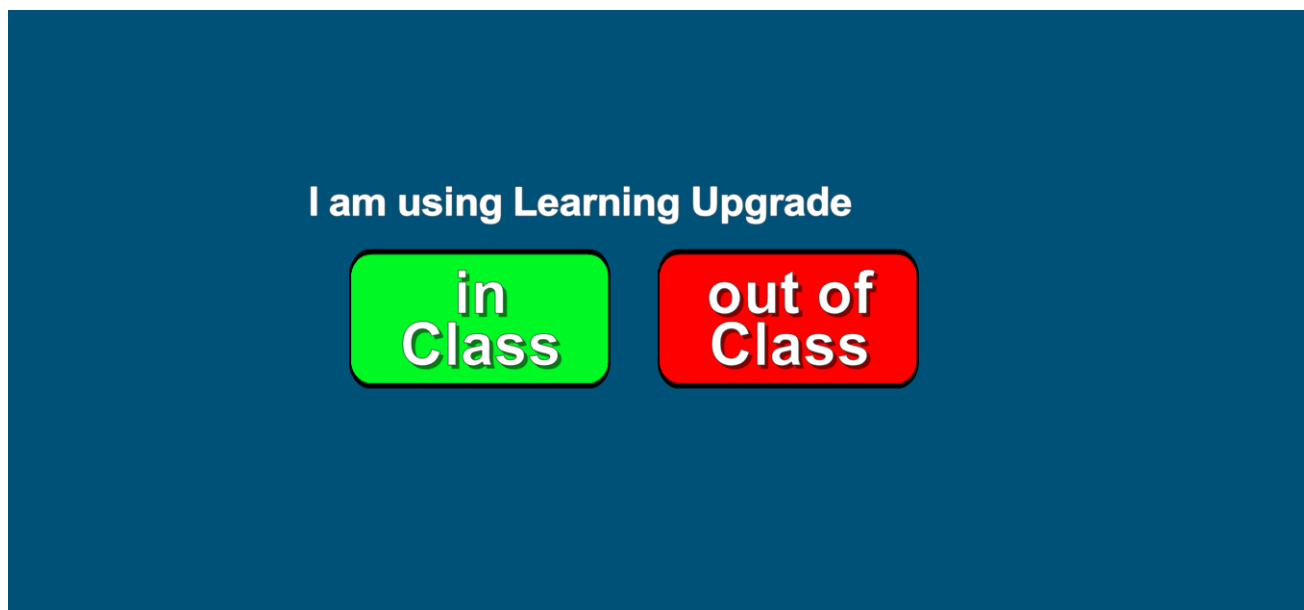
School *escuela*
2772

GO

Write down your username, password, and school ID
This account has school access to student information.

HINT: Write this information down or take a screenshot if you are using your phone to remember your username, password, and School ID.


The first screen you see after logging in is the **in class/out of class** screen.



Choose a button based on where you are using the program to study.

Placement Exams

The program may prompt you to begin a placement exam in English or Math.



After you complete each exam, you will be placed in the appropriate level based on your score.

← Math Placement

7878%

MATH
Placement Grade
4

← English Placement

9292%

ENGLISH
Placement Grade
5

→

Begin Studying

Click on the highlighted courses to begin studying.

← Courses

Log Out

English

B

1

2

3

4

5

English BEnglish 1English 2English 3English 4English 5

R

C

ReadingComprehension

English

Math

B

1

2

3

4

5

6

7

8

P

A

Math BMath 1Math 2Math 3Math 4Math 5Math 6Math 7Math 8Pre-AlgebraAlgebra

Math

Skills

Dl

Wl

Fl

Cz

Digital LiteracyWork Life SkillsFinancial LiteracyCitizenship

Skills

Prep

GR

To

Gm

Hm

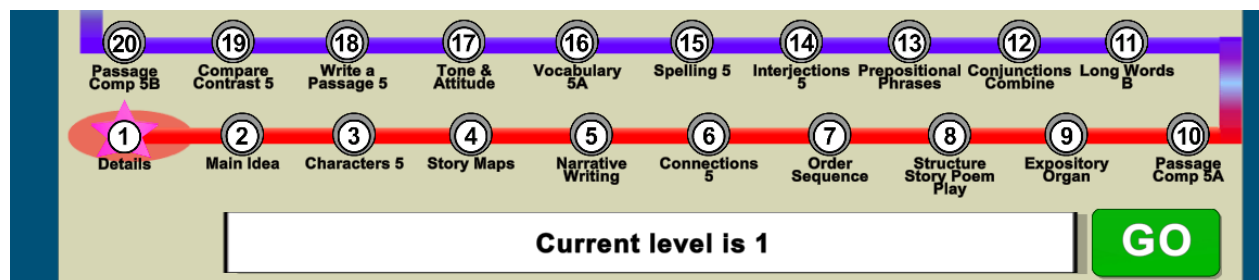
GED® ReadingTOEFL IELTSGED® MathHISET® Math

Prep

Congratulations! You can now start Math 4.

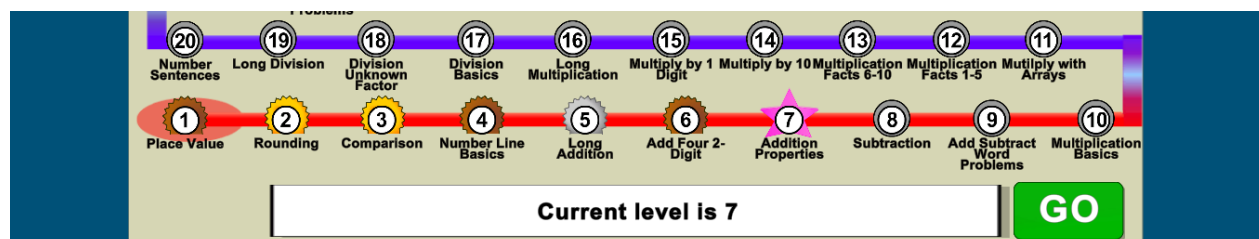
© 2020 Pearson Education, Inc. or its affiliate(s). All rights reserved. Pearson, the Pearson logo, MyLab, and the MyLab logo are registered trademarks or trademarks of Pearson Education, Inc. or its affiliate(s). All other marks contained herein are the property of their respective owners.

You'll begin in the first lesson (#1) for each course.

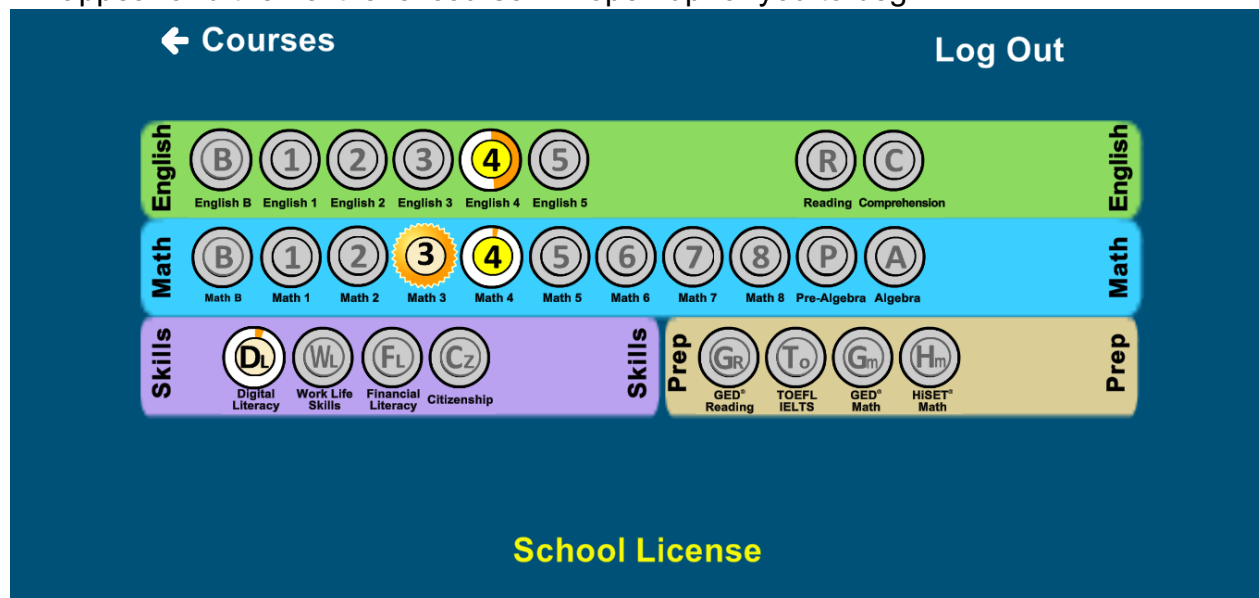


As you progress through the program, you will receive a score for each lesson. You must score higher than 75% to move to the next lesson.

A ribbon will appear around the lesson and/or course when you have finished to show if you received a score of 75% or higher (bronze ribbon), 90% or higher (silver ribbon), or 95% or higher (gold ribbon).



When you have completed all 60 lessons in the course, a bronze, silver, or gold ribbon will appear and the next level course will open up for you to begin.



Let's get started with Learning Upgrade!



New Readers Press®
ProLiteracy's publishing division

800.448.8878 | www.newreaderspress.com